

[Skip to content](#)

[Manuals+](#)

User Manuals Simplified.



HONOR CHOICE X3 True Wireless Earbuds User Guide

June 27, 2022 June 28, 2022 [Leave a comment on HONOR CHOICE X3 True Wireless Earbuds User Guide](#)

[Home](#) » [HONOR CHOICE](#) » [HONOR CHOICE X3 True Wireless Earbuds User Guide](#) 

HONOR

Earbuds X3 CHOICE
Quick Start Guide

Contents [hide](#)

[1 Pairing](#)

[2 Touch Controls](#)

[3 Appearance](#)

[4 Charging](#)

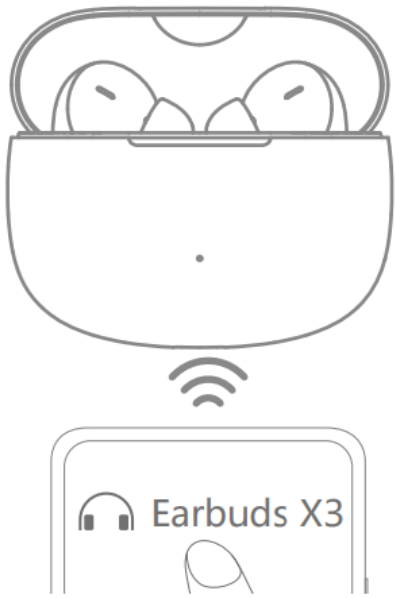
[5 Checking the Battery Level](#)

[6 Documents / Resources](#)

[6.1 Related Manuals / Resources](#)



Pairing



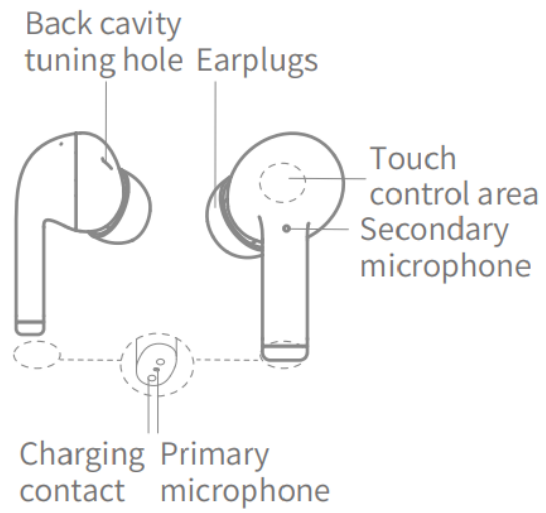
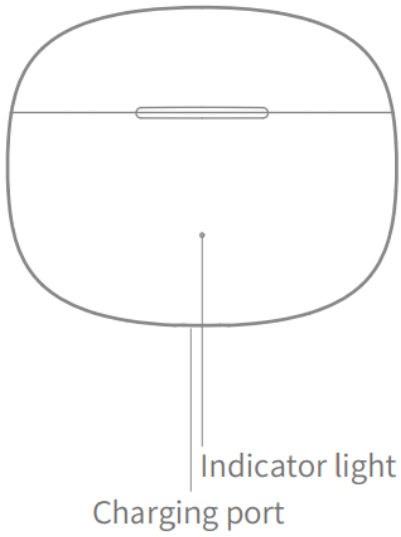
On the first use, open the charging case and take out the Bluetooth headset to start pairing.

Touch Controls



Play/pause music: double-tap on the left or right earbud Answer/end calls: double-tap on the left or right earbud
Reject calls: long-press on the left or right earbud Enter/exit game mode: long-press on the left or right earbud

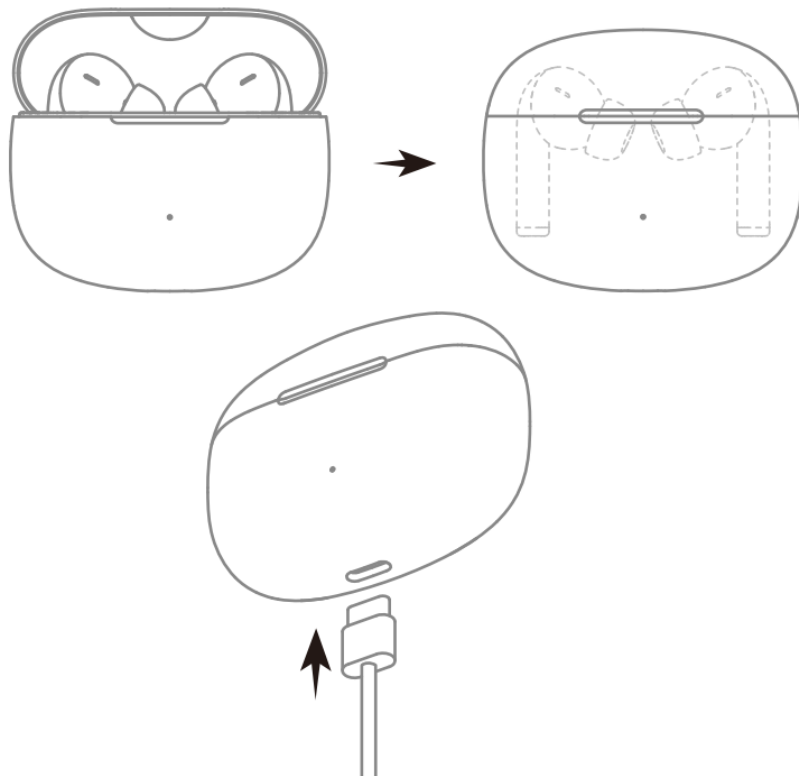
Appearance



Packing list

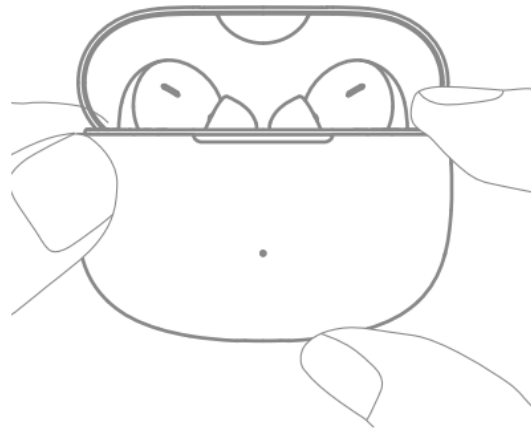
- Wireless Bluetooth earbuds: 1 pair
- Earplugs: 3 pairs
- Charging case: 1
- Type-C charging cable: 1
- Instruction manual: 1

Charging



Put the earbuds into the charging case and close the lid. The earbuds automatically shut down and start charging. Use the USB-C cable to charge the charging case. A red light indicates the charging is ongoing. A green light indicates the charging is complete.

Checking the Battery Level



i Check the battery level of the earbuds

After the earbuds are connected to the phone, check the battery icon on the notification bar at the top of the phone screen. When the earbuds are put into the charging case and the case is closed, the indicator on the case lights up for 5 seconds. A red light indicates battery 20%. A green light indicates battery $\geq 20\%$. If the red light flashes 5 times, the battery 5%.

i Check the battery level of the charging case

When opening or closing the charging case, the indicator on the case lights up for 5 seconds. A red light indicates battery 20%. A green light indicates battery $\geq 20\%$. If the red light flashes 5 times, the battery 5%. If no light, the case should be charged.

Product: Bluetooth earbuds
Model: WT50106-01
FCC ID:2A6XN-WT50106-01
Output power: 9.5dBm
Bluetooth band: 2400MHz-2483MHz
The internal encoding



300404131072E01

TRA REGISTERED No: ER00xxx



DEALER No: DA881xxx HIDF 19000xx



Documents / Resources



[HONOR CHOICE X3 True Wireless Earbuds](#) [pdf] User Guide

WT50106-01, WT5010601, 2A6XN-WT50106-01, 2A6XNWT5010601, X3 True Wireless Earbuds, X3, True Wireless Earbuds, Earbuds X3

Related Manuals / Resources

Leave a comment



[HONOR Choice Earbuds X True Wireless Earbuds User Guide](#)

Choice Earbuds X True Wireless Earbuds User Guide Restore Factory Settings Open the case lid and long-press on...



[True Wireless Earbuds User Manual](#)

True Wireless Earbuds User Manual

[SENTRY LBT975 True Wireless Earbuds Instruction Manual](#)

LBT975 True Wireless Earbuds



[JAM HXEP410A True Wireless Earbuds User Guide](#)

JAM HXEP410A True Wireless Earbuds What is in the box Lights indicator Bluetooth Feature Calling Volume Battery

Your email address will not be published. Required fields are marked *

Comment *

Name

Email

Website

Save my name, email, and website in this browser for the next time I comment.

[Manuals+](#),

- [home](#)
- [privacy](#)